

Lesson plan session 1

Using Screencast-O-Matic in presenting a solution to a problem

General aspects:

1. *Learning Goals:*

How to film a video from your computer screen.

Downloading the video to Youtube.

2. *General strategy:*

Everyone working individually filming with Screencast-O-Matic

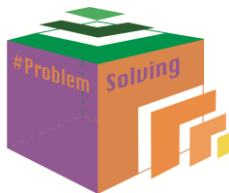
3. *Structure*



Introduction of making videos, practicing the use of Screencast-O-Matic,

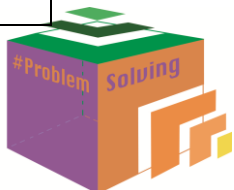
4. *Resources:*

PowerPoint presentation

Development of the Lesson:



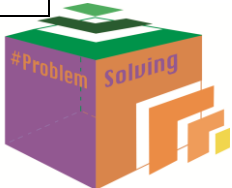
Task and Learning Activities	Expected Duration	Class Activity (potential difficulties)	Instructor Support	Goal and Assessment
Introduction	5 mins	Ask if anyone knows the program, and if they do, what have they been working with?		<i>Goal:</i> As teacher to know the level among the students <i>Assessment:</i> Class response
Presenting steps to produce videos 	10 mins			<i>Goal:</i> Produce videos with high quality.
Introduction of using Screencast-O-Matic free version and the tools 	10 min			

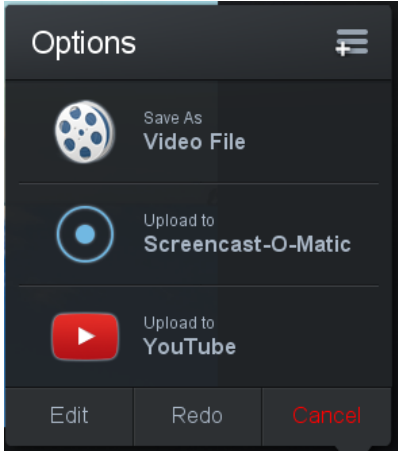
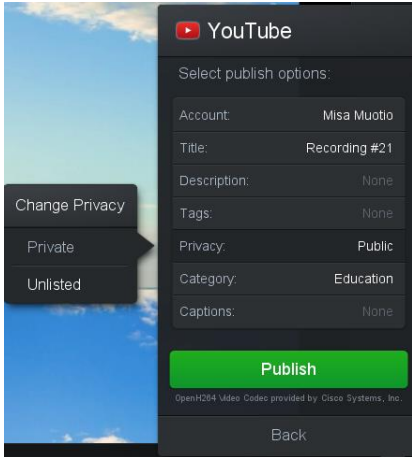


 <p>You might need to update java, which is ok.</p> <p>Avoid the built-in microphone, use headset to minimize noise from computer</p> <p>It is possible to choose any capture size, but when published, it will be fit in standard format. Fullscreen is a safe option.</p> <p>Start recording. Practice, delete bad recordings and keep the last one that was a success.</p>				
<p>Presenting solution to problem solving tasks with Screencast</p> <p>Links to the tasks Square problem https://www.geogebra.org/m/nwyvbhrq</p> <p>Fit it! https://www.geogebra.org/m/xpRFvBAQ#material/wVHUUjhh</p> <p>Treasure map https://www.geogebra.org/m/ZErQ3fG4#material/kdtD8jWd</p>	<p>40 min</p>	<p>When doing videos with voice you should use a headset because the sound is much better and clearer and you will not get the sounds from the computer.</p> <p>If you want to more modifications the video, you should pay the full version of Screencast-O-Matic. For example cutting something from the</p>		<p><i>Goal:</i> Practice using the program and making at least one video</p>



With the support of the Erasmus+ programme of the European Union



		middle of the video is not possible with the free version.		
<p>Downloading the video to Youtube</p>  	5 min	If you don't have already a Youtube account it takes longer to do this.	Instructor should tell what means if you download the video as Unlisted.	

